



COMPILED SPECIFICALLY FOR

=Danedream (GER)

KEY ANCESTORS REPORT

*The most important ancestors for your mare
based on her entire pedigree*



TrueNicks Key Ancestors Report: An Explanation

The TrueNicks Key Ancestors Report considers your mare's entire pedigree—all male and female ancestors—and identifies the key ancestors to seek out or avoid in the pedigrees of stallions in prospective matings. The report also provides a statistical profile of superior offspring produced from mares that are closely related to your mare.

While the TrueNicks rating measures the effectiveness of a sire line when crossed with a broodmare sire line, the Key Ancestors Report focuses on how male and female ancestors in sires' pedigrees interact with related mares. For any group of related mares, there are ancestors that contribute to success just as there are ancestors that are deleterious to success. This report identifies these positive and negative ancestors so that you can plan matings accordingly.

Gathering Related Mares

The TrueNicks Key Ancestors Report searches The Jockey Club Information Systems' international pedigree and race results database to find the most closely related mares to your mare by their coefficient of relatedness at five generations. In population genetics, the coefficient of relatedness measures the degree of kinship between two individuals. Your mare is 100% related to herself; approximately 50% related to her dam, full sister, or daughter; approximately 25% related to her second dam, sire's dam, or half sister; etc.

A table summarizes the number of related mares in this report, as well as the range, average, and median of their relatedness. Generally for mares with young or obscure pedigrees, the group of related mares will have a lower average relatedness.

Starters Produced from Related Mares

This report considers a minimum of 500 starters produced from related mares. The top starters are listed in two tables:

Top 15 Starters Produced from Related Mares

The table of top starters produced from related mares is sorted by best win. It includes the best runners produced from all related mares in the report. Since these horses may suggest possible sires or sire lines for your mare, the Sire-Mare TrueNicks column provides the TrueNicks rating for the starter's sire with your mare.

Top 15 Stakes Horses Produced from Related Mares

The table of top stakes horses produced from related mares is sorted by relatedness of the stakes horses' dams. It includes the best horses produced from only the most closely related mares in the report. Again, the Sire-Mare TrueNicks column provides the TrueNicks rating for the stakes horse's sire with your mare.

Ancestor Contribution

Considering the group of 500+ starters produced from related mares, each ancestor that appears in the pedigree of a starter's own sire is quantified by its Ancestor Contribution. This value is the combined amount of the ancestor present in the entire report and is weighted for the ancestor's generational distance and the relatedness of each starter's dam. Therefore, ancestors appearing more frequently, in closer generations, or in starters produced from more related mares will have higher Ancestor Contributions. Ancestors must have a minimum Ancestor Contribution and appear in a minimum number of starters to be included in this report.

Elite & Non-Elite Groups

The 500+ starters are divided into two groups: Elite Group (stakes winners and graded/group stakes-placed horses) and Non-Elite Group (all other starters).

Ancestor Contributions are also divided into Elite and Non-Elite Groups according to the starters in which the ancestors appear. Dividing the Elite Group portion of the Ancestor Contribution by the number of horses in the Elite Group gives an ancestor's concentration in the Elite Group. Similarly, dividing the Non-Elite Group portion of the Ancestor Contribution by the number of horses in the Non-Elite Group gives an ancestor's concentration in the Non-Elite Group.

Pedigree and racing information provided by:





Ancestor Score

Ancestors that are more concentrated in the Elite Group are positive ancestors, while ancestors that are more concentrated in the Non-Elite Group are negative ancestors. The Ancestor Score reflects the degree to which an ancestor is positive or negative in the group of 500+ starters. The top ancestors are listed in two tables:

Top 15 Positive Ancestors

The table of top positive ancestors is sorted by Ancestor Score. These ancestors have been identified as positive ancestors to seek out in potential stallions' pedigrees as they appear more frequently in the Elite Group of starters. Ancestors in this table have a minimum Ancestor Contribution of 0.800 and appear in at least 15 starters. The most significant positive ancestors are identified with a "green key" icon; these ancestors have an Ancestor Contribution of at least 1.250, appear in at least 25 starters, and have an Ancestor Score of at least +80.00.

Top 15 Negative Ancestors

The table of top negative ancestors is sorted by Ancestor Score. These ancestors have been identified as negative ancestors to avoid in potential stallions' pedigrees as they appear more frequently in the Non-Elite Group of starters. Ancestors in this table have a minimum Ancestor Contribution of 0.800 and appear in at least 15 starters.

Using Your Report

When considering potential stallions for your mare, the goal should be to maximize the influence of positive ancestors and minimize the influence of negative ancestors. The best stallion choices generally have a TrueNicks rating of *B+* or better and a positive Key Ancestor Score, which is the combined effect of both positive and negative ancestors in the stallion's pedigree. Key Ancestor Scores for potential stallions can be found in the TrueNicks Key Ancestors Report with Analysis.

TrueNicks Key Ancestors Report with Analysis: An Explanation

The TrueNicks Key Ancestors Report with Analysis is the most comprehensive report available to analyze your mare's pedigree. In addition to the TrueNicks Key Ancestors Report itself, this report adds additional research tools: a catalog-style pedigree for your mare, Key Ancestor Scores and summaries of up to 50 potential stallions, and TrueNicks Enhanced Reports for each hypothetical mating.

Key Ancestor Score

Using your selection of up to 200 potential stallions, the report applies the full list of positive and negative ancestors identified in the Key Ancestors Report to find each stallion's Key Ancestor Score. The report includes the top 50 stallions sorted by Key Ancestor Score. The score is the combined effect of both positive and negative ancestors in the stallion's pedigree and is determined by weighting each ancestor by its generational distance. Individual ancestors can contribute a maximum of +80.00 and minimum of -80.00 to a hypothetical mating; Key Ancestor Scores will also fall within this range.

Potential Stallion Summaries

Potential stallion summaries include each stallion's Key Ancestor Score, TrueNicks rating, and coefficient of relatedness. The coefficient of relatedness reflects how closely related your mare and the potential stallion are to one another at five generations and, thus, how inbred the prospective foal would be.

Summaries also include the top five ancestors present in the stallion's pedigree and their individual impact on the hypothetical mating.

Using Your Report

When considering potential stallions for your mare, the goal should be to maximize the influence of positive ancestors and minimize the influence of negative ancestors. The best stallion choices generally have a TrueNicks rating of *B+* or better and a positive Key Ancestor Score.

If you have questions about your report, please visit Truenicks.com or contact us at info@truenicks.com.

Pedigree and racing information provided by:



=Danedream (GER)

Based on the cross of Lomitas (GB)/Danehill and his sons and grandsons

Breeder: Gestut Brummerhof (GER)

A++

Variant = 16.44

=Danedream (GER) Bay Mare Foaled May 07, 2008 in Germany	Lomitas (GB), 88 ch	Niniski, 76 b	Nijinsky II, 67 b	Northern Dancer, 61 b	Nearctic, 54 br	
					Natalma, 57 b	
				Flaming Page, 59 b	Bull Page, 47 dk b	
				Flaring Top, 47 ch		
			Tom Rolfe, 62 b	*Ribot, 52 b		
				Pocahontas, 55 br		
		Virginia Hills, 71 b	Ridin' Easy, 67 ch	Ridan, 59 b		
				Easy Eight, 54 ch		
			=Surumu (GER), 74 ch	=Literat (GER), 65 b	=Birkhahn (GER), 45 dk b/	
					=Lis, 60 b	
				=Surama (GER), 70 blk	=Reliance II (FR), 62 b	
			=La Colorada (GER), 81 ch	=La Dorada (IRE), 74 b	=Kronzeuge (FR), 61 dk b/	=Suncourt (GB), 52 br
		=Neckar (GER), 48 gr				
		=Kaiserkrone (GER), 52 ro				
	=Love In (GB), 66 ch	=Crepello (GB), 54 ch				
		=Tudor Love (GB), 57 ch				
	=Danedrop (IRE), 99 b	Danehill, 86 b	Danzig, 77 b	Northern Dancer, 61 b	Nearctic, 54 br	
					Natalma, 57 b	
				Pas de Nom, 68 dk b/	Admiral's Voyage, 59 dk b/	
				*Petitioner, 52 b		
			His Majesty, 68 b	*Ribot, 52 b		
				Flower Bowl, 52 b		
		Razyana, 81 b	Spring Adieu, 74 b	Buckpasser, 63 b		
				Natalma, 57 b		
=High Top (IRE), 69 b			=Derring-Do (GB), 61 b	*Darius II, 51 b		
				=Sipsey Bridge (GB), 54 b		
			=Camenae (GB), 61 b	=Vimy (FR), 52 b		
=Rose Bonbon (FR), 84 b			=Lady Berry (FR), 70 ch		=Madrilene (GB), 51 ch	
		=Tourment (FR), 44 b				
	=Violon d'Ingres (FR), 59 b	=Flute Enchantee (FR), 50 b				
	=Moss Rose (IRE), 63 ch		=Mossborough (GB), 47 ch			
			=Damasi (FR), 53 ch			

Pedigree Statistics

Coefficient of Relatedness: 2.44%	Pedigree Completeness: 100.00%
Inbreeding Coefficient: 1.92%	Unique Ancestors: 369/510

Dosage Information

Dosage Profile: 2 2 17 2 5	
Dosage Index: 0.81	Center of Distribution: -0.21

Notes on terminology in this report: **Coefficient of Relatedness** measures the degree of relatedness between sire and dam to six generations; **Inbreeding Coefficient** measures the mating's degree of inbreeding to eight generations; **Pedigree Completeness** is the portion of the pedigree that is on file to eight generations; **Unique Ancestors** is the number of unique names found to eight generations; **Dosage Information**: visit www.chef-de-race.com/dosage.htm **Direct Cross** refers to the exact sire over exact broodmare sire; **Rated Cross** is the cross used to base the TrueNicks rating and may differ from the direct cross to maintain statistical significance; **AEI**: Average Earnings Index; **AWD**: Average Winning Distance (in furlongs). All currency figures are converted to U.S. dollars at the time of race or sale.

Pedigree and racing information provided by:



**=Danedream (GER)**

Based on the cross of Lomitas (GB)/Danehill and his sons and grandsons

Breeder: Gestut Brummerhof (GER)

A++

Variant = 16.44

Starters Considered in Rated Cross		Auction Results - All Foals on Direct Sire/Broodmare Sire Cross				Surface Performance for Rated Cross			
		Type	#Sold	Avg	Med	Type	Dirt	Turf	AW
Direct Sire/ Broodmare Sire Cross	8	Weanlings	1	\$39,791	\$39,791	Starters	3	12	1
Additional Starters on Rated Cross	4	Yearlings	4	\$45,295	\$42,463	Winners	2	7	1
Total Starters	12	2YOs	-	-	-	SW	-	3	-

Sire		Broodmare Sire	
Sire Name	Lomitas (GB)	Broodmare Sire Name	Danehill
Sire AEI	1.61	Broodmare Sire AEI	1.61
Progeny AWD	11.25 f	Progeny AWD as BM Sire	7.74 f
Chief Earner	Danedream (GER) (\$5,044,792)	Chief Earner	Subscribe (NZ) (\$8,509,073)

	All Foals Bred on Rated Cross			By Sire Line with Other Mares	Out of BM Sire Line with Other Sires
	All Foals	Colts	Fillies	All Foals	All Foals
Foals of Racing Age	15	7	8	667	9,243
Starters (% Foals of Racing Age)	12 (80%)	6 (86%)	6 (75%)	522 (78%)	6,214 (67%)
Winners (% Starters)	9 (75%)	4 (67%)	5 (83%)	406 (78%)	3,992 (64%)
SW (% Starters)	3 (25%)	1 (17%)	2 (33%)	46 (9%)	353 (6%)
Earnings	\$5,926,899	\$335,324	\$5,591,575	\$27,434,097	\$399,435,857
Avg Distance Raced	9.67 f	10.06 f	9.19 f	11.15 f	7.86 f
Avg Winning Distance	9.66 f	9.64 f	9.66 f	11.30 f	7.86 f

Top 15 Foals Bred on Rated Cross				
Name	Sex	Foaled	Sire/Broodmare Sire	Best Race
DANEDREAM (GER)	Mare	2008	Lomitas (GB)/Danehill	G1SW
SALOMINA (GER)	Mare	2009	Lomitas (GB)/Tiger Hill (IRE)	G1SW
SALUT (GER)	Horse	2008	Lomitas (GB)/Tiger Hill (IRE)	SW
Rosa di Brema (ITY)	Mare	1998	Lomitas (GB)/Danehill	G1SP
Gweebarra (GB)	Gelding	2004	Lomitas (GB)/Danehill	G3SP
Gioca Jouer (IRE)	Gelding	2006	Lomitas (GB)/Danehill	Wnr
Fia d'Oca (GB)	Mare	2004	Lomitas (GB)/Danehill	Wnr
Magica von Tryll (GER)	Mare	2009	Lomitas (GB)/Tiger Hill (IRE)	Wnr
Naheell (GB)	Horse	2006	Lomitas (GB)/Danehill	Wnr
Tassorosso (FR)	Horse	2002	Lomitas (GB)/Danehill	PI
Arizona Queen (GER)	Mare	2010	Lomitas (GB)/Danehill	Rnr
Lucky Victory (FR)	Horse	2009	Lomitas (GB)/Desert King (IRE)	Rnr
Mousika (GER)	Mare	2011	Lomitas (GB)/Tiger Hill (IRE)	Unr
Orange Juice (ITY)	Gelding	2005	Lomitas (GB)/Danehill	Unr
Unnamed	Mare	2004	Lomitas (GB)/Danehill	Unr

Pedigree and racing information provided by:



Copyright © 2016 The Jockey Club Information Systems, Inc.

Page 5 of 7

**=Danedream (GER)**

Breeder: Gestut Brummerhof (GER)

Related Mares in this Report	Relatedness Low-High (%)	Average (%)	Median (%)
163	25.00-51.17	26.47	25.98

Top 15 Starters Produced from Mares Related to =Danedream (GER) (by Best Win)

Horse	Earnings	Best Win	Sire	Sire-Mare TrueNicks	Dam (Relatedness to Subject Mare)
Zazou (GER)	\$1,613,311	G1SW	Shamardal	A+	Zaza Top (GER) (27.34%)
Wake Forest (GER)	\$633,066	G1SW	Sir Percy (GB)	A+	Wurfspiel (GER) (25.68%)
It's Gino (GER)	\$731,647	G2SW	Perugino	A++	Imelda (GER) (25.78%)
Malibu Pier	\$466,200	G2SW	Malibu Moon	A	Blue Moon (FR) (25.68%)
Isabella Sings	\$453,950	G2SW	Eskendereya	A+	Isobel Baillie (GB) (26.86%)
Santiago (GER)	\$380,784	G2SW	Highest Honor (FR)	A++	Serenata (GER) (26.47%)
Rosa Del Dubai (IRE)	\$252,017	G3SW	Dubai Destination	A++	Rosa di Brema (ITY) (32.42%)
Our Rokkii (NZ)	\$235,649	G3SW	Roc de Cambes (NZ)	A++	Clerihew (GB) (26.47%)
Fearless Hunter (GER)	\$218,135	G3SW	Alhaarth (IRE)	A++	Firedance (GER) (25.59%)
Valdino (GER)	\$166,759	G3SW	Black Sam Bellamy (IRE)	D	Valdina (GER) (25.68%)
Bourree (GER)	\$162,301	G3SW	Siyouni (FR)	B+	Bearlita (GER) (26.56%)
Virginia Sun (GER)	\$97,292	G3SW	Doyen (IRE)	A+	Valdina (GER) (25.68%)
Prakasa (FR)	\$96,435	G3SW	Areion (GER)	A	Pepples Beach (GER) (26.17%)
Stormfly (IRE)	\$90,800	G3SW	Dark Angel (IRE)	A	Intaglia (GER) (25.78%)
Salona (GER)	\$73,638	G3SW	Lord of England (GER)	A++	Selana (GER) (25.98%)

Top 15 Stakes Horses Produced from Mares Related to =Danedream (GER) (by Relatedness)

Horse	Earnings	Best Win	Sire	Sire-Mare TrueNicks	Dam (Relatedness to Subject Mare)
Debutante (FR)	\$53,298	SP	Gold Away (IRE)	F	Danedrop (IRE) (51.17%)
Rosa Del Dubai (IRE)	\$252,017	G3SW	Dubai Destination	A++	Rosa di Brema (ITY) (32.42%)
Rogue Runner (GER)	\$246,283	SW	King's Best	A++	Rosa di Brema (ITY) (32.42%)
Biancarosa (IRE)	\$78,639	SW	Dalakhani (IRE)	A++	Rosa di Brema (ITY) (32.42%)
Redenca (GER)	\$7,289	SP	Lope de Vega (IRE)	A+	Rosa di Brema (ITY) (32.42%)
Thewaytoyou (IRE)	\$62,783	SP	Thewayyouare	A++	Sley (FR) (27.93%)
Dinkum Diamond (IRE)	\$304,629	SW	Aussie Rules	A++	Moving Diamonds (GB) (27.44%)
Zazou (GER)	\$1,613,311	G1SW	Shamardal	A+	Zaza Top (GER) (27.34%)
Isabella Sings	\$453,950	G2SW	Eskendereya	A+	Isobel Baillie (GB) (26.86%)
Alaura Michele	\$229,179	SW	Arch	A++	Isobel Baillie (GB) (26.86%)
Hargeisa	\$59,469	G3SW	Speightstown	A++	Hasay (GB) (26.76%)
Nossa (GB)	\$18,981	SP	Areion (GER)	A	Nianga (GER) (26.66%)
Bourree (GER)	\$162,301	G3SW	Siyouni (FR)	B+	Bearlita (GER) (26.56%)
Blues Wave (GER)	\$76,437	SP	Gentlewave (IRE)	C+	Bearlita (GER) (26.56%)
Santiago (GER)	\$380,784	G2SW	Highest Honor (FR)	A++	Serenata (GER) (26.47%)

Pedigree and racing information provided by:





Copyright © 2016 The Jockey Club Information Systems, Inc.


Page 6 of 7

**=Danedream (GER)**

Breeder: Gestut Brummerhof (GER)

Top 15 Positive Ancestors Identified for =Danedream (GER) in Potential Stallions (by Ancestor Score)

Ancestor	Ancestor Contribution	Concentration in Elite Group (SW & GSP)	Concentration in Non-Elite Group	Ancestor Score
Giant's Causeway	2.135	1.783	.281	+534.52
Storm Cat	1.863	1.192	.278	+328.78
Darshaan (GB)	1.537	.806	.246	+227.64
Storm Bird	1.317	.596	.219	+172.15
Seattle Slew	.863	.391	.144	+171.53
Danehill 	4.328	1.938	.723	+168.05
Be My Guest	.864	.369	.146	+152.74
Kingmambo	2.483	1.032	.422	+144.55
Allegretta (GB) 	1.953	.805	.332	+142.47
Anatevka (GER)	1.008	.403	.173	+132.95
Lombard (GER)	1.008	.403	.173	+132.95
Miesque	1.306	.516	.224	+130.36
Kris (GB)	.815	.294	.143	+105.59
Rahy	1.250	.446	.219	+103.65
Miss Disco	.806	.273	.143	+90.91

Ancestors with  are your mare's most significant positive ancestors.**Top 15 Negative Ancestors Identified for =Danedream (GER) in Potential Stallions (by Ancestor Score)**

Ancestor	Ancestor Contribution	Concentration in Elite Group (SW & GSP)	Concentration in Non-Elite Group	Ancestor Score
The Minstrel	1.177	.000	.245	-Infinity
Herbager	1.150	.037	.236	-537.84
Sea-Bird	.849	.037	.173	-367.57
Surama (GER)	1.603	.074	.327	-341.89
Surumu (GER)	3.013	.148	.613	-314.19
Acatenango (GER)	2.811	.146	.571	-291.10
Dashing Blade (GB)	4.975	.295	1.007	-241.36
Monsun (GER)	4.481	.301	.904	-200.33
Literat (GER)	1.813	.148	.363	-145.27
Lis	1.019	.092	.203	-120.65
Ahonoora (GB)	.804	.073	.161	-120.55
Lyphard	1.532	.162	.304	-87.65
Reliance II (FR)	1.364	.147	.270	-83.67
Flaming Page	1.530	.166	.303	-82.53
Blushing Groom (FR)	2.183	.241	.432	-79.25

Pedigree and racing information provided by:



Copyright © 2016 The Jockey Club Information Systems, Inc.

Page 7 of 7